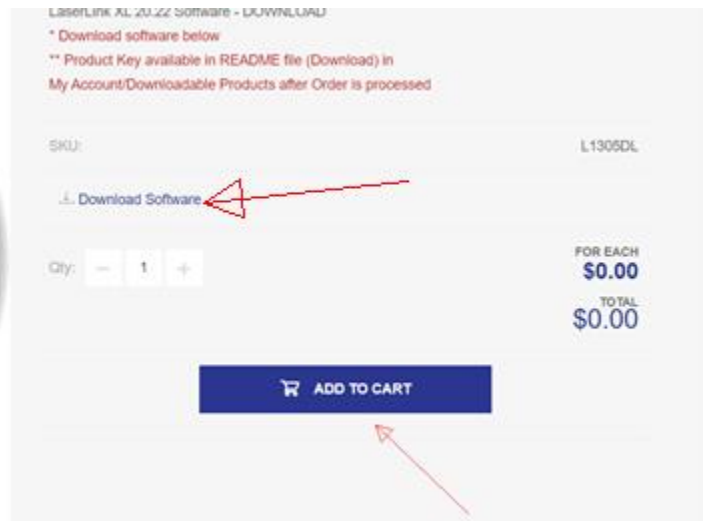


Downloaded Software Order Process

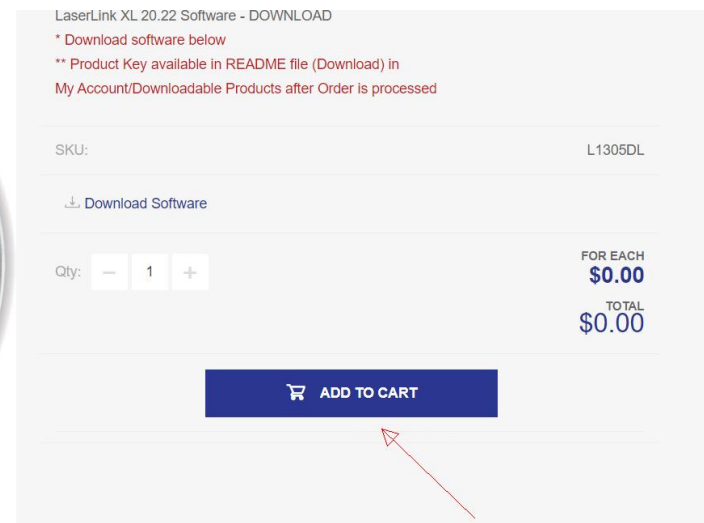
First, be logged into www.formstax.com.

Head over to the product page of what you are ordering.


Click on “Download Software” to download the software.



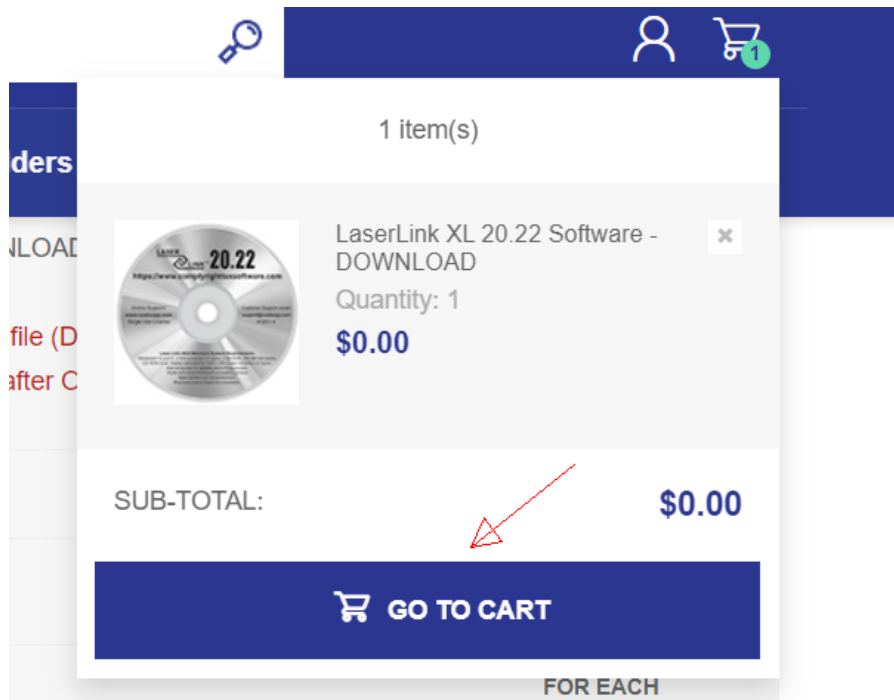
Then click “ADD TO CART”



You will now have an item in your cart.



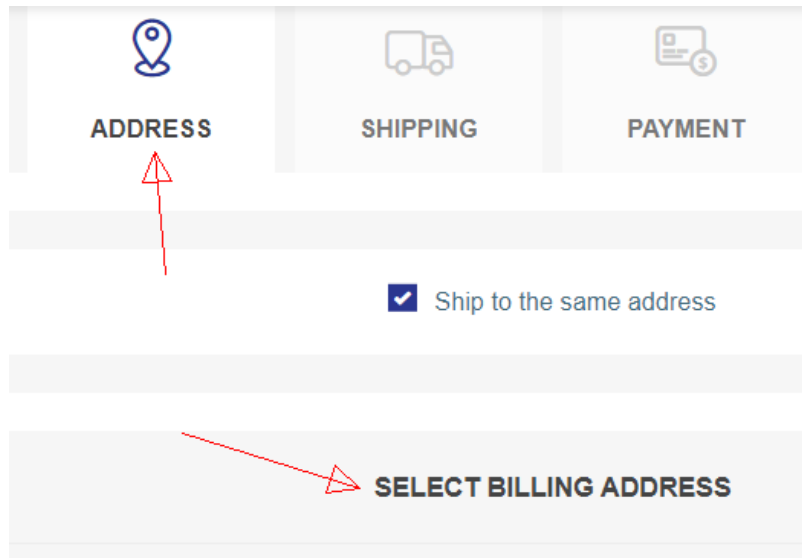
Go to your Cart



Make sure all your information is filled out, and to check the box for terms of service and click **“Checkout”**

PRIORITY CODE <small>If you have received any special offers, enter the Priority Code here. Discounts will be applied at checkout. To find your Priority Code, look for the code printed next to your mailing address on your catalog or mailer.</small> <input type="text"/> APPLY PRIORITY CODE	ESTIMATE SHIPPING Enter your destination to get a shipping estimate Country: <input type="text" value="United States"/> State / province: <input type="text" value="Florida"/> Zip / postal code: <input type="text" value="33069"/> ESTIMATE SHIPPING	Sub-Total: \$0.00 Shipping: \$0.00 Estimated Tax: \$0.00 TOTAL: \$0.00 <input checked="" type="checkbox"/> Agree with the terms of service and I adhere to them unconditionally (read) CHECKOUT
--	---	--

Enter your billing Address information in this next section

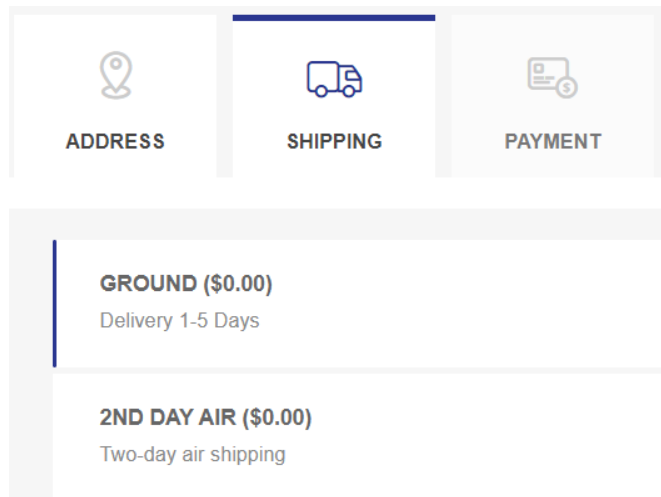


ADDRESS SHIPPING PAYMENT

Ship to the same address

SELECT BILLING ADDRESS

This section shows your shipping charges, select either Ground or Air.



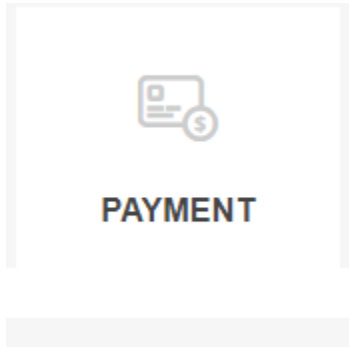
ADDRESS SHIPPING PAYMENT

GROUND (\$0.00)
Delivery 1-5 Days

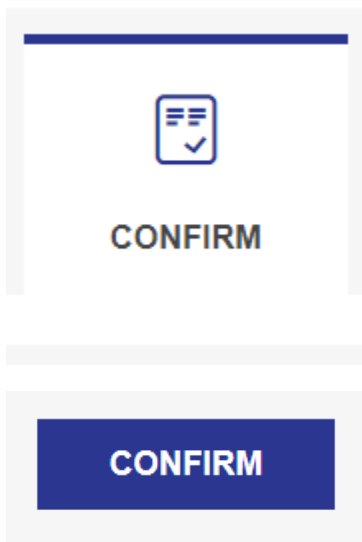
2ND DAY AIR (\$0.00)
Two-day air shipping

****Choose ground - you won't be charged** (unless there are items in your order that need to be shipped).

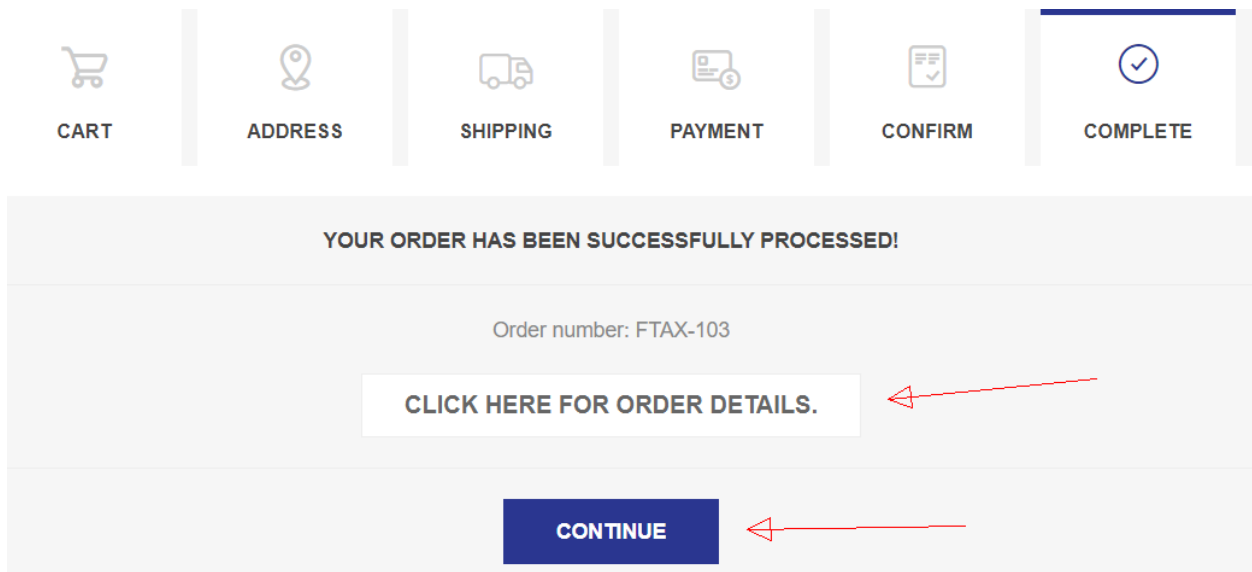
Next will be the payment section where you setup your payment and process.



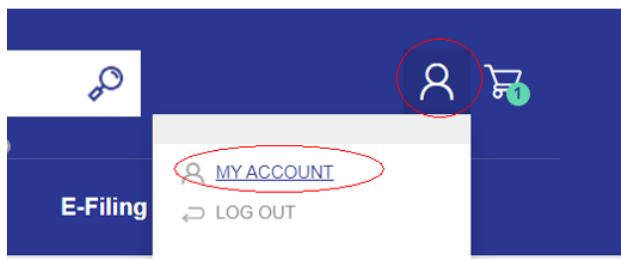
Then you will confirm your transaction.



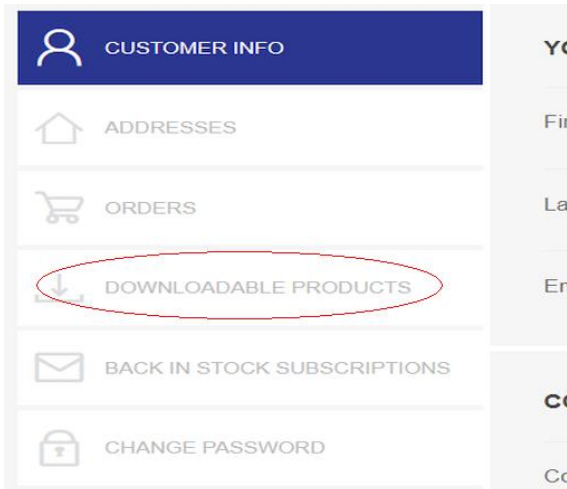
Once your order is successfully processed, you can click to “view your order details” or click “continue”



Then go to “My Account”



On the Left hand side you will see these options:

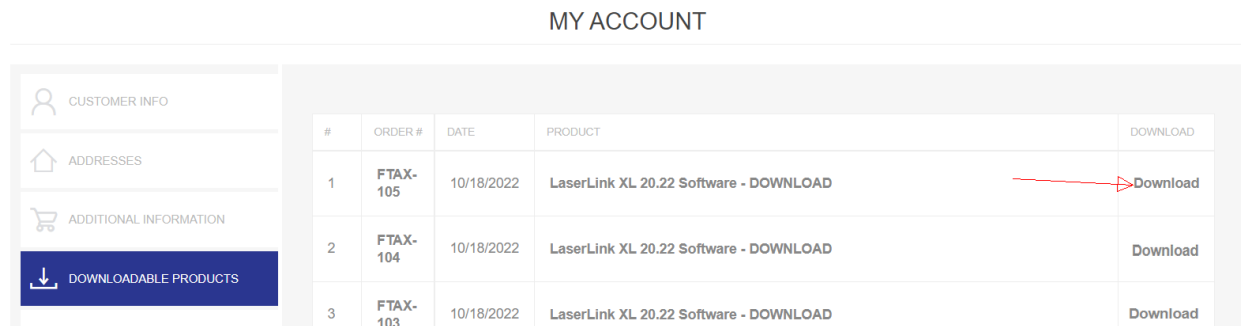


Click on “Downloadable Products”

This section is where your product key download .txt file will be after purchasing the product.

Click on “Download” to download your ReadMe.txt file with your product key.

WHEN ENTERING YOUR KEY CODE, DO NOT COPY AND PASTE, RETYPE THE CODE WITH NO SPACES OR DASHES



Now you can run the software installation and enter the readme key to complete the installation process. NOTE: if the application pauses during installation, that's just the software updating itself, give it time to pull the latest updates for you.

NOTES:

Some Product Downloads will give an error when entering your key, this means it needs an update. You will need to let the software sit at the screen where you enter the key, the amount of time is around 15-30 minutes or more for the update to automatically kick in, once you perform this update, the key will start working.

You may receive a shipping confirmation notice; please disregard as downloads are not shipped.